

## Specification

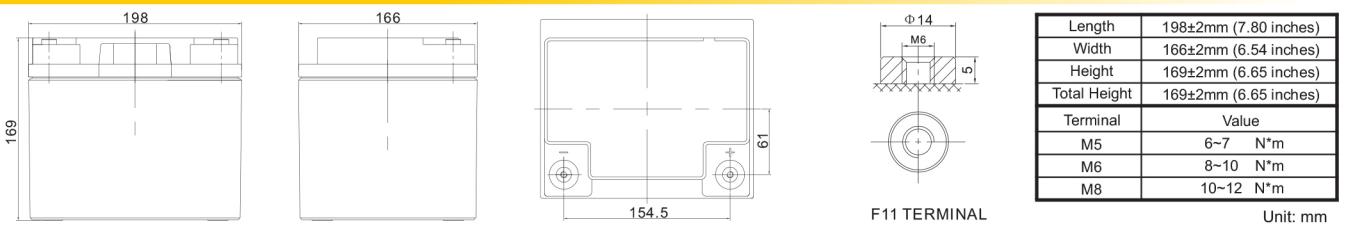


RMX series is a general purpose battery with 12 years design life in float service. It meets with IEC, JIS, BS and YDT standards. With advanced AGM valve regulated technology and high purity raw material, the RMX series battery maintains high consistency for better performance and reliable standby service life. It is suitable for UPS/EPS, Telecom, power grid, medical equipment, emergency light and security system applications.



<b>Cells Per Unit</b>	6
<b>Voltage Per Unit</b>	12
<b>Nominal Capacity</b>	40Ah@10hour-rate to 1.80V per cell @25°C
<b>Weight</b>	Approx. 13.0 Kg (Tolerance ±3.0%)
<b>Internal Resistance</b>	Approx. 8.0 mΩ
<b>Terminal</b>	F4(M6)/F11(M6)
<b>Max. Discharge Current</b>	400A (5 sec)
<b>Short Circuit Current</b>	920A
<b>Design Life</b>	12 years (Float charging)
<b>Recommended Maximum Charging Current</b>	12 A
<b>Reference Capacity</b>	C3 31.0AH C5 35.8AH C10 40.0AH C20 42.2AH
<b>Standby Use Voltage</b>	13.6 V~13.8 V @ 25°C Temperature Compensation: -3mV/°C/Cell
<b>Cycle Use Voltage</b>	14.6 V~14.8 V @ 25°C Temperature Compensation: -4mV/°C/Cell
<b>Operating Temperature Range</b>	Discharge: -20°C~60°C Charge: 0°C~50°C Storage: -20°C~60°C
<b>Normal Operating Temperature Range</b>	25°C ±5°C
<b>Self Discharge</b>	Valve Regulated Lead Acid (VRLA) batteries can be stored for up to 6 months at 25°C and then recharging is recommended. Monthly Self-discharge ratio is less than 3% at 25°C. Please charge batteries before using.
<b>Container Material</b>	A.B.S. UL94-HB, UL94-V0 Optional.

## Dimensions



### Constant Current Discharge Characteristics : A (25°C)

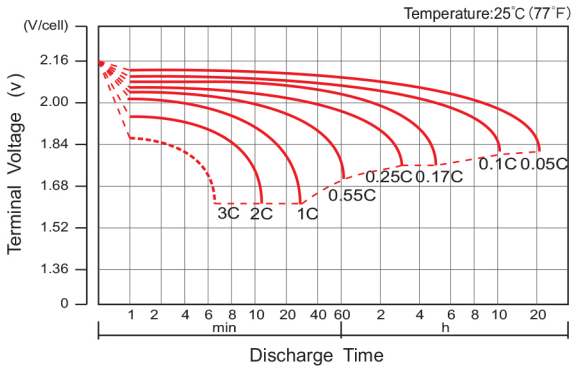
F.V/Time	5MIN	10MIN	15MIN	30MIN	1HR	2HR	3HR	4HR	5HR	8HR	10HR	20HR
1.60V	140.4	98.26	73.25	42.39	24.88	14.90	10.94	8.89	7.50	5.01	4.26	2.19
1.65V	135.3	95.33	71.33	41.46	24.42	14.69	10.80	8.78	7.42	4.96	4.22	2.17
1.70V	128.7	91.49	68.81	40.23	23.81	14.40	10.60	8.63	7.30	4.90	4.17	2.15
1.75V	120.2	86.52	65.52	38.62	23.00	14.01	10.35	8.44	7.15	4.81	4.10	2.11
1.80V	109.5	80.17	61.30	36.53	21.96	13.51	10.01	8.18	6.95	4.69	4.00	2.07
1.85V	96.38	72.23	55.96	33.86	20.61	12.85	9.57	7.84	6.68	4.53	3.88	2.02

### Constant Power Discharge Characteristics : WPC (25°C)

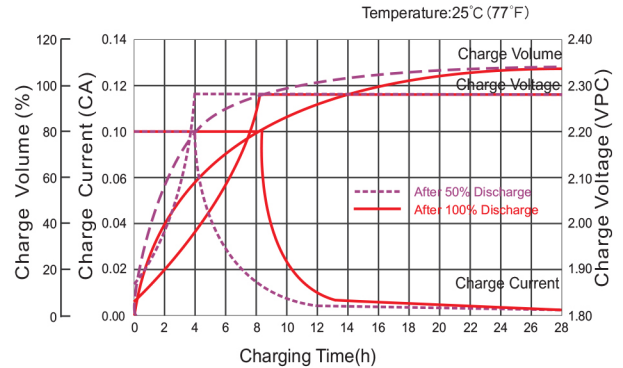
F.V/Time	5MIN	10MIN	15MIN	30MIN	1HR	2HR	3HR	4HR	5HR	8HR	10HR	20HR
1.60V	241.6	169.5	130.0	78.15	47.21	28.67	21.22	17.32	14.68	9.94	8.51	4.37
1.65V	239.0	168.8	129.2	77.57	46.83	28.46	21.06	17.20	14.59	9.87	8.44	4.34
1.70V	229.9	163.8	125.8	75.70	45.82	27.98	20.74	16.95	14.39	9.75	8.34	4.30
1.75V	218.6	157.7	121.5	73.41	44.49	27.36	20.32	16.63	14.13	9.59	8.21	4.24
1.80V	202.7	148.7	115.3	70.15	42.67	26.51	19.73	16.18	13.78	9.37	8.03	4.17
1.85V	181.5	136.4	106.7	65.67	40.33	25.36	18.94	15.57	13.30	9.08	7.79	4.06

(Note) The above characteristics data are average values obtained within three charge/discharge cycle not the minimum values.

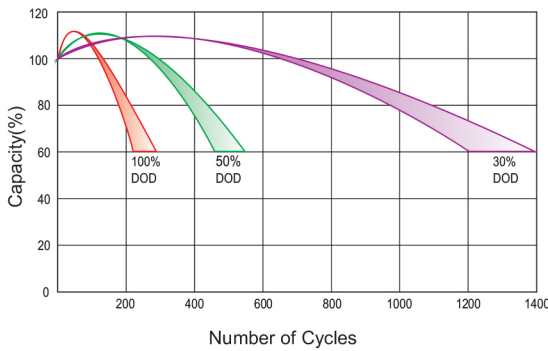
### Discharge Characteristics Curve



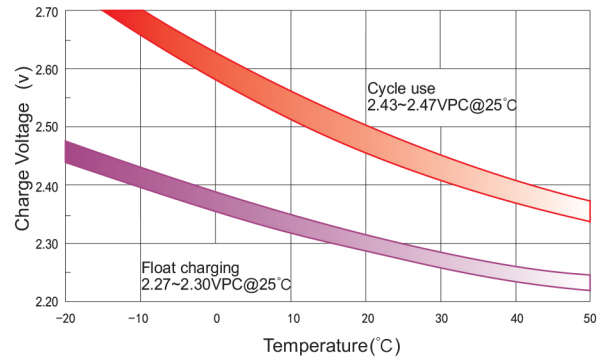
### Charge Characteristic Curve For Standby Use



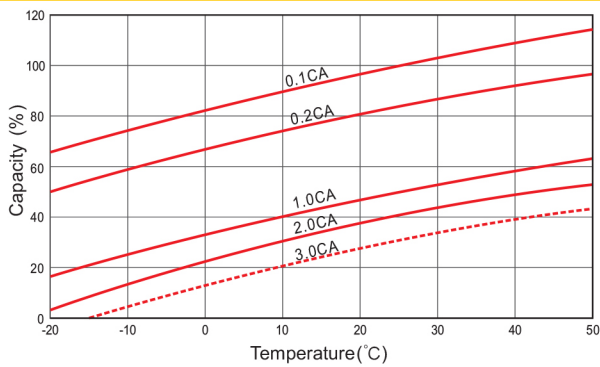
### Cycle Life In Relation To Depth Of Discharge



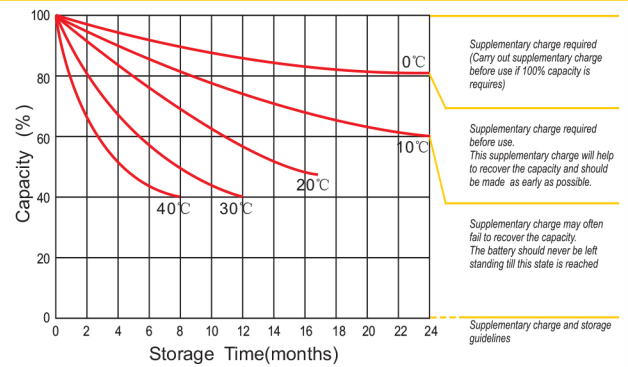
### Relationship Between Charging Voltage And Temperature



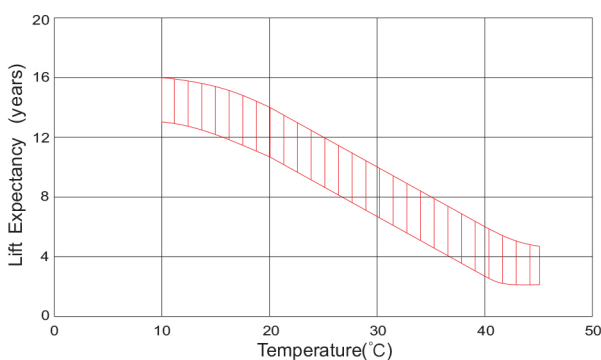
### Temperature Effects On Capacity



### Storage Characteristics



### Effect Of Temperature On Long Term Life



### Life Characteristics Of Standby Use

